





285BR12S3 HIGH MOUNT STOP LAMP

- 12V Voltage Range
- IP67 Ingress Protection
- Fully ECE Approved
- Current Draw (13.8V): 0.24A
- Exclusive LED Autolamps Design
- Shock, Water and Dust Proof, Highly Durable
- Super Low-Profile - Only 10mm Depth
- 5 Year Warranty



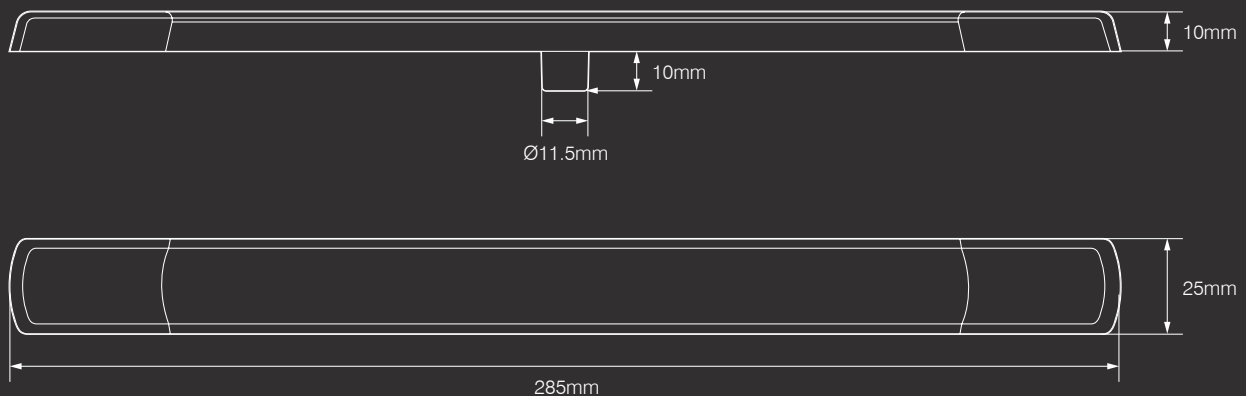
12V HIGH MOUNT STOP LAMP
285BR12S3

R7-S3
ECE
APPROVED

R10
ECE
APPROVED

IP67
100%
WATERPROOF

5
FIVE YEAR
WARRANTY



OVERALL DIMENSIONS 285 x 25 x 10mm
CABLE LENGTH Approx. 85mm


WIRING COLOUR CODES
RED: Stop [+], WHITE: Earth [-]



285 SERIES STRIP LAMPS FULL RANGE

- 12V Voltage Range
- IP67 Ingress Protection
- Fully ECE Approved
- 5 Year Warranty

- Exclusive LED Autolamps Design
- Shock, Water and Dust Proof, Highly Durable
- Super Low-Profile - Only 10mm Depth
- Available With Black or Chrome End Caps




STOP / TAIL / INDICATOR LAMPS **R7** ECE APPROVED

285BAR12 Black End Caps
285CAR12 Chrome End Caps

Current Draw (13.8V):
Stop: 0.24A Tail: 0.09A Indicator: 0.14A

Horizontal or Vertical Mount Approved



STOP / TAIL LAMPS **R7** ECE APPROVED

285BR12 Black End Caps
285CR12 Chrome End Caps

Current Draw (13.8V): Stop: 0.24A Tail: 0.09A

Horizontal or Vertical Mount Approved




HIGH MOUNT STOP LAMP **R7-S3** ECE APPROVED

285BR12S3 Black End Caps

Current Draw (13.8V): 0.24A

Horizontal Mount Only




REVERSE LAMPS **R23** ECE APPROVED

285BW12 Black End Caps
285CW12 Chrome End Caps

Current Draw (13.8V): 0.18A

Horizontal Mount Only




REAR INDICATOR LAMPS **R6** ECE APPROVED

285BA12 Black End Caps
285CA12 Chrome End Caps

Current Draw (13.8V): 0.20A

Horizontal or Vertical Mount Approved



FRONT INDICATOR LAMP **R6-C1** ECE APPROVED

285CAT12 Chrome End Caps

Current Draw (13.8V): 0.20A

Horizontal or Vertical Mount Approved

R10
ECE APPROVED

IP67
100% WATERPROOF

5
FIVE YEAR WARRANTY